
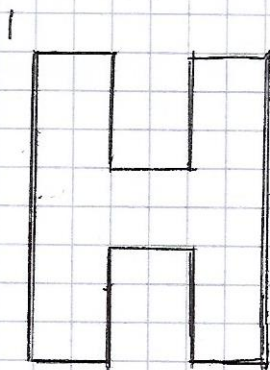



Chw. 1

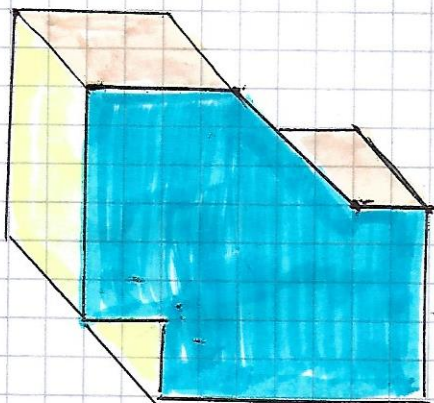


Na II rzutnie  
opisuj krawędzie  
niepłoczną lub  
nieosiłoczną

grubość figury = 15mm

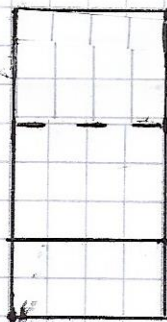


chw. 2



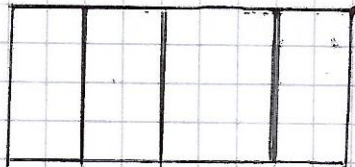
I

III

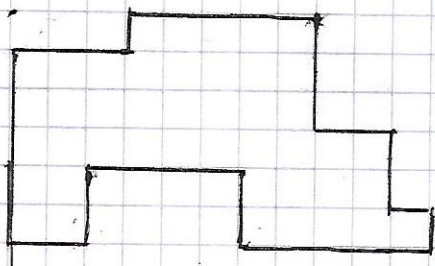


Narysuj  
widok  
z przodu  
na rzutnie

II



Praca domowa dla chętnych.



grubość figury = 15mm